



## Race Management Flags & Signals

22 July 2021

1

### Agenda

---

- Session Aims
- Regulatory Documents
- Officiating Pathways
- Course Types
- Race Signals
- Signals Ashore
- Start Boat Procedures
- Start Boat Race Signals
- Signals after the Start
- Other Race Signals



2

## Session Aims

---

- Competitors
- Race Management Volunteers



3

## Regulatory Documents

---

- IRPCAS
- State & National Marine Regulations
- World Sailing Regulations
- World Sailing Race Management Policies
- Racing Rules of Sailing (RRS)
- Notices of Race
- Sailing Instructions
- Notices to Competitors



4

## Officiating Pathways

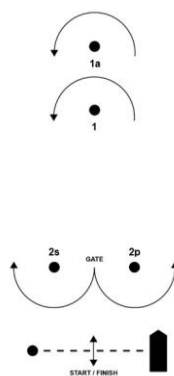
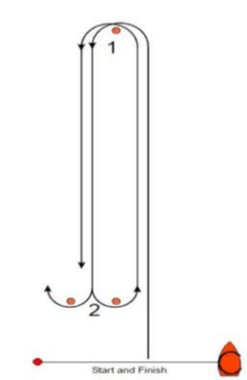
- Mark Layer
- Race Officer
- Judge
- Umpire
- Equipment Inspector
- Technical Delegate



5

## Course Types

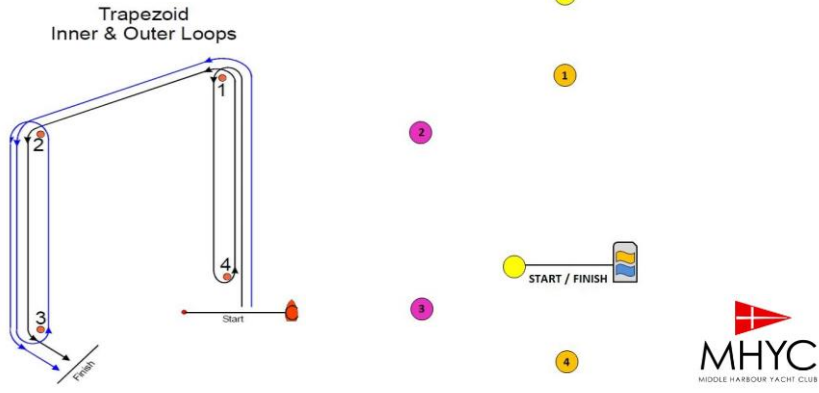
- Windward Leeward



6

# Course Types

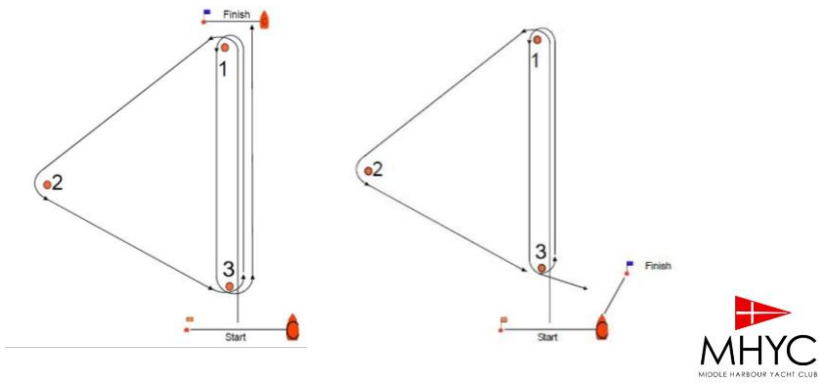
## ■ Trapezoid



7

# Course Types

## ■ Triangle



8

# Course Types

## ■ Combination Laid & Fixed Marks

**COURSE 3 — NORTH EAST (approx. 13.4 nm)**

1. Start Hunters Bay
2. AS Mark Cannae Point
3. AS Mark East Channel
4. MH Inflatable Chowder Bay
5. AS Mark Cannae Point

**COURSE 4 — NORTH EAST (approx. 12.1 nm)**

1. Start Hunters Bay
2. AS Mark Cannae Point
3. MH Inflatable Chowder Bay
4. MH Inflatable Manly Point (P)

**COURSE 5 — NOR NOR EAST (approx. 10.4 nm)**

1. Start Hunters Bay
2. AS Mark Manly West
3. AS Mark Manly East
4. MH Inflatable South Reef
5. MH Inflatable Chowder Bay (\*)

**COURSE 6 — NOR NOR EAST (approx. 14.2 nm)**

1. Start Hunters Bay
2. AS Mark Manly West
3. AS Mark Manly East
4. MH Inflatable South Reef
5. MH Inflatable Chowder Bay

AS Mark East Channel  
AS Mark East Channel  
MH Inflatable Chowder Bay  
Finish Spring Cove

MH Inflatable Chowder Bay (\*)  
MH Inflatable Manly Point (P)  
AS Mark Edwards Beach  
Finish Spring Cove

MH Inflatable Manly Point  
MH Inflatable South Reef  
MH Inflatable Chowder Bay  
Finish Spring Cove

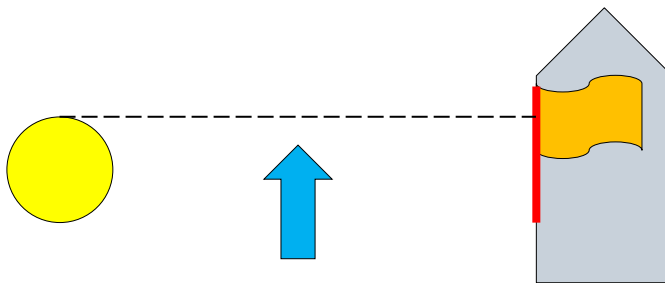
AS Mark Manly East  
AS Mark Edwards Beach  
MH Inflatable Manly Point  
MH Inflatable South Reef  
MH Inflatable Chowder Bay  
Finish Spring Cove

**MHYC**  
MIDDLE HARBOUR YACHT CLUB

9

# Starting and Finishing Lines

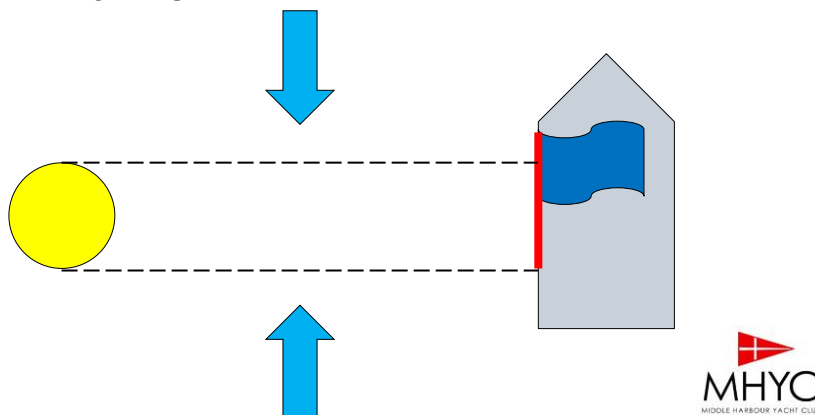
## ■ Start Line



10

## Starting and Finishing Lines

### ■ Finish Line



11

## Rule 25 NOR, SIs & Signals

### PART 3 CONDUCT OF A RACE

- 25 NOTICE OF RACE, SAILING INSTRUCTIONS AND SIGNALS**
- 25.1** The notice of race shall be made available to each boat that enters an event before she enters. The sailing instructions shall be made available to each boat before a race begins.
- 25.2** The meanings of the visual and sound signals stated in Race Signals shall not be changed except under [rule 86.1\(b\)](#). The meanings of any other signals that may be used shall be stated in the notice of race or sailing instructions.
- 25.3** When the race committee is required to display a flag as a visual signal, it may use a flag or other object of a similar appearance.

12

# Race Signals (RRS)

## International Code Flags & Pennants



| INTERNATIONAL FLAGS AND PENNANTS |  |                  |  |
|----------------------------------|--|------------------|--|
| ALPHABET FLAGS                   |  | NUMERAL PENNANTS |  |
| Alfa                             |  | Kilo             |  |
| Bravo                            |  | Lima             |  |
| Charlie                          |  | Mike             |  |
| Delta                            |  | November         |  |
| Echo                             |  | Oscar            |  |
| Foxtrot                          |  | Papa             |  |
| Golf                             |  | Quebec           |  |
| Hotel                            |  | Romeo            |  |
| India                            |  | Sierra           |  |
| Juliett                          |  | Tango            |  |
|                                  |  | Uniform          |  |
|                                  |  | Victor           |  |
|                                  |  | Whiskey          |  |
|                                  |  | X-ray            |  |
|                                  |  | Yankee           |  |
|                                  |  | Zulu             |  |
|                                  |  | Substitute       |  |
|                                  |  | Black flag       |  |
|                                  |  | Code             |  |

## Naval Numerals



13

# Race Signals (RRS 2021-2024)

**RACE SIGNALS**

The meanings of visual and sound signals are stated below. An arrow pointing up or down (↑ ↓) means that a visual signal is displayed or removed. A dot (•) means a sound, five short dashes (-----) mean repetitive sounds, a long dash (—) means a long sound. When a visual signal is displayed over a class flag, that flag, event flag or race area flag, the signal applies only to that class, fleet, event or race area.

**Postponement Signals**

↑•• ↓••  
**AP** Races not started are postponed. The warning signal will be made 1 minute after removal unless at that time the race is postponed again or abandoned.

↑••  
**AP over H** Races not started are postponed. Further signals advise.

↑••  
**AP over A** Races not started are postponed. No more racing today.

**Postponement of 1-9 hours from the scheduled starting time**

↑••••• ↓•••••  
**Pennant 1** ↑••••• ↓•••••  
**Pennant 2** ↑••••• ↓•••••  
**Pennant 3** ↑••••• ↓•••••  
**Pennant 4** ↑••••• ↓•••••  
**Pennant 5** ↑••••• ↓•••••  
**Pennant 6** ↑••••• ↓•••••  
**Pennant 7** ↑••••• ↓•••••  
**Pennant 8** ↑••••• ↓•••••  
**Pennant 9** ↑••••• ↓•••••

**Abandonment Signals**

↑••••• ↓•••••  
**N** All races that have started are abandoned. Return to the starting area. The warning signal will be made 1 minute after removal unless at that time the race is abandoned again or postponed. Further signals advise.

↑•••••  
**N over H** All races are abandoned. Further signals advise.

↑•••••  
**N over A** All races are abandoned. No more racing today.

**Safety**

↑  
**V** Monitor communication channel for safety instructions. (see rule 37).

**Preparatory Signals**

↑•• ↓••  
**P** Preparatory signal.

↑•• ↓••  
**1** Rule 30.1 is in effect.

↑•• ↓••  
**2** Rule 30.2 is in effect.

↑•• ↓••  
**U** Rule 30.3 is in effect.

↑•• ↓••  
**Black flag** Rule 30.4 is in effect.

**Recall Signals**

↑••  
**X** Individual recall.

↑•• ↓••  
**First Substitute** General recall. The warning signal will be made 1 minute after removal.

↑••  
**S** The course has been shortened. Rule 32.2 is in effect.

**Changing the Next Leg**

**C** The position of the next mark has been changed:

to starboard, to port, to decrease the length of the leg, to increase the length of the leg.

**Other Signals**

↑••  
**L** Ashore: A notice to competitors has been posted. Ashore: Come within hail or follow this vessel.

↑••  
**M** The object displaying this signal replaces a missing mark.

↑••  
**Y** West: A personal flotation device (see rule 40).

(no sound)  
**Orange flag** The staff displaying this flag is one end of the starting line.

(no sound)  
**Blue flag** The staff displaying this flag is one end of the finishing line.



14

## Signals Ashore

- L \*
- L over Class \*
- AP \*\*
- AP over A \*\*
- AP over Class \*\*
- AP over Numeral \*\*
- AP over Numeral over Class \*\*
- N over A \*\*\*
- N over A over Class \*\*\*
- Y \*



15

## Safety

- Yankee Flag can be displayed at Start Box or on Start Boat



Y Wear a personal flotation device (see [rule 40](#)).

### PART 4

#### OTHER REQUIREMENTS WHEN RACING

*Part 4 rules apply only to boats racing unless the rule states otherwise.*

#### 40 PERSONAL FLOTATION DEVICES

When flag Y is displayed with one sound before or with the warning signal, competitors shall wear personal flotation devices, except briefly while changing or adjusting clothing or personal equipment. When flag Y is displayed ashore, this rule applies at all times while afloat. Wet suits and dry suits are not personal flotation devices.



16



## Start Boat Procedures

---

### ■ Start Boat Team Roles

- Race Officer
- Timekeeper
- Signals
- Recorder

### ■ Recording

- Written – Wind, Signals, Starters, OCS, RET, Incidents
- Audio – Starts, Finishes

### ■ Communication

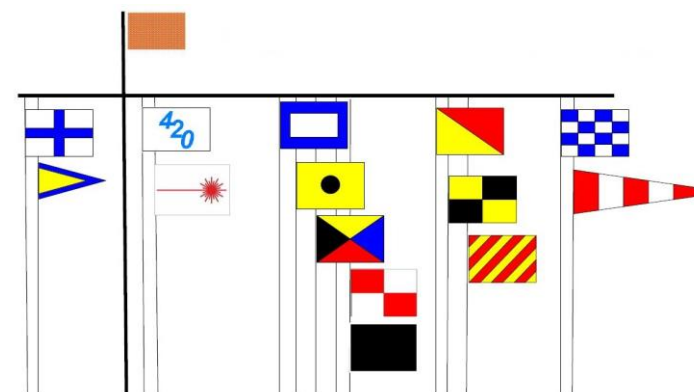
- Visual Signals – Flags, Course Board, Axis & Signal Boards
- Sound Signals (RRS26 - absence shall be disregarded)
- VHF Radio



17

## Preferred Start Boat Flag Layout

---



18

## Start Boat Signals

- Race Committee Signals before the Start
- Course (flag, pennant, course board, white/blackboard)



- Y Flag \*



- AP, AP over Numeral 1, 2, 3 etc, AP over H, AP over A \*\*



- N, N over H, N over A \*\*\*



19

## Starting a Race – RRS 26

### 26 STARTING RACES

Races shall be started by using the following signals. Times shall be taken from the visual signals; the absence of a sound signal shall be disregarded.

| Minutes before starting signal | Visual signal                       | Sound signal | Means              |
|--------------------------------|-------------------------------------|--------------|--------------------|
| 5*                             | Class flag                          | One          | Warning signal     |
| 4                              | P, I, Z, Z with I, U, or black flag | One          | Preparatory signal |
| 1                              | Preparatory flag removed            | One long     | One minute         |
| 0                              | Class flag removed                  | One          | Starting signal    |

\*or as stated in the notice of race or sailing instructions

The warning signal for each succeeding class shall be made with or after the starting signal of the preceding class.



20

## Start Boat Signals

### ■ Orange Flag – Start Boat “on station”

- Attention Signal 5 mins before first Warning Signal \*



### ■ Preparatory Signal Flags – Rule 26



↑• ↓—  
**P** Preparatory  
 signal.



↑• ↓—  
**I** Rule 30.1  
 is in effect.



↑• ↓—  
**Z** Rule 30.2  
 is in effect.



↑• ↓—  
**U** Rule 30.3  
 is in effect.



↑• ↓—  
**Black flag.**  
 Rule 30.4 is  
 in effect.



21

## Start Boat Signals

### ■ Individual Recalls

#### Flag X and 1 sound signal (RRS 29.1)

- This signal must be displayed within 5 seconds of the start signal
- It must be accompanied simultaneously with a sound signal
- It remains on display until all OCS boats have returned and started, or for 4 minutes, or until 1 minute before the next starting signal
- It is removed without a sound signal
- Make every effort to identify all OCS boats
- Refer to Case Book - Case 79




22

## Start Boat Signals

### ■ General Recalls

Flag 1st Sub – 2 sound signals (RRS 29.2)

- Should be used reluctantly
- A good start line will reduce the need for this signal
- A short start line with fewer boats will make this signal almost redundant
- Take care when penalty signals are used as the Prep Signal, especially the Black Flag
- Removed with 1 sound signal



23

## Signals after the Start

### ■ Abandoning a Race



**N** All races that have started are *abandoned*. Return to the starting area. The warning signal will be made 1 minute after removal unless at that time the race is *abandoned* again or *postponed*.



**N over H** All races are *abandoned*. Further signals ashore.



**N over A** All races are *abandoned*. No more racing today.



24

## Signals after the Start

### ■ Shorten Course

Flag 'S' – two sound signals (RRS 32.1 and 32.2)



- One or more legs cut off the course that was displayed at the warning signal
- Because of foul weather
- Because of insufficient wind making it unlikely that any boat will finish within the time limit
- So that other scheduled race/s can be sailed
- Signal made from the CV at the shortened course finish line as boats commence leg towards new shortened course finishing line
- Signal displayed on committee boat is further away from fleet than any other time a signal is displayed

Some events do not allow shorten course

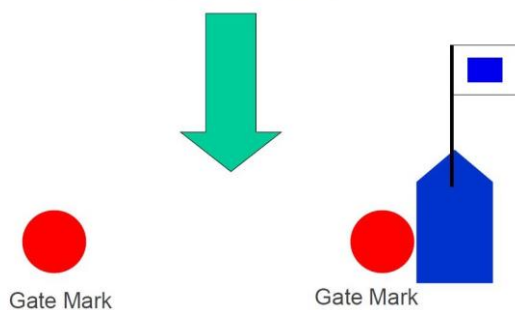


25

## Signals after the Start

### ■ Shorten Course at Gate

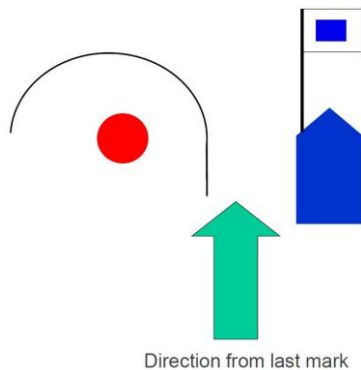
Direction from last mark



26

## Signals after the Start

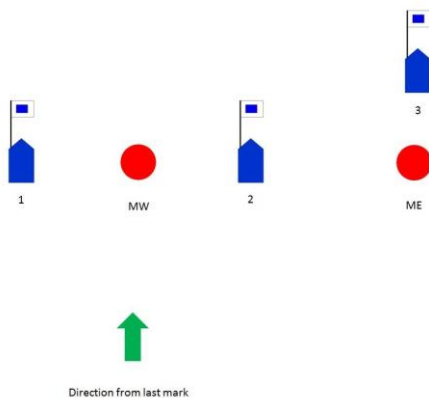
### ■ Shorten Course at Windward



27

## Signals after the Start

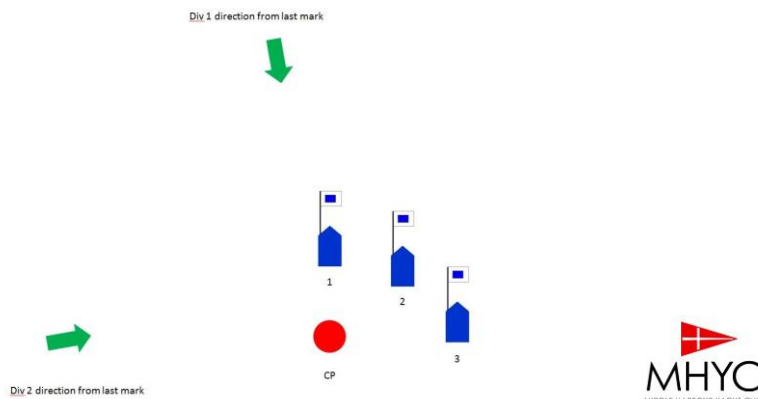
### ■ Shorten Course at Fixed AS Mark



28

## Signals after the Start

### ■ Shorten Course at Fixed AS Mark



29

## Signals after the Start

### ■ Change of Course

Change of bearing of the next mark:

- Flag 'C' or an object of similar appearance with a repetitive sound signal

This must be displayed with one or both of:

- A new bearing for the next mark and/or;
- A red rectangle when the new position is to port of the original, or:
- A green triangle when the new position is to starboard of the original



MHYC  
MIDDLE HARBOUR YACHT CLUB

30

## Signals after the Start

### ■ Change of Course

Increase or decrease in wind strength Flag 'C' or an object of similar appearance with a repetitive sound signal



This must be displayed with either:

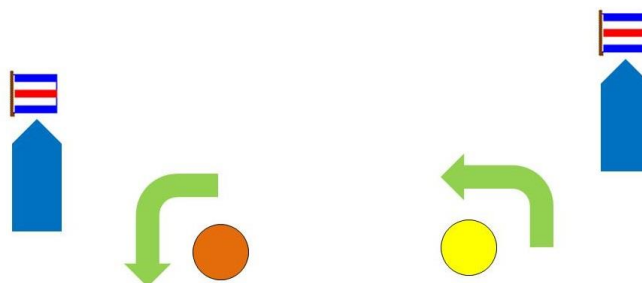
- A plus sign if the leg is to be significantly increased in length
- A minus sign if the leg is to be significantly reduced in length



31

## Signals after the Start

### ■ Change of Course at Windward Mark / Hitch




32



## Signals after the Start

---

### ■ Change of Course at Gate



33

## Signals after the Start

---

### ■ Missing Mark

Flag 'M' with repetitive sound signal

- The object displaying this signal replaces a missing mark
- The object may be a boat or another buoy
- Before taking the above action, try to replace the mark or use a substitute of similar appearance



34

## Finishing

### ■ Boat Finish

- The Blue Flag indicates that the Race Committee boat is “on station” at the Finish.
- It should be displayed, without a sound signal, when the leading boat commences the last leg to the Finish Line.



### ■ MHYC Clubhouse Finish

Oscar flag displayed at any time



35

## Other Flags

### ■ Match Racing

| Flag  | Competitor                         | Umpire   |
|---|------------------------------------|--|
|  | Port End /<br>Left Hand Side       | Penalty Blue   |
|  | Starboard End /<br>Right Hand Side | Penalty Yellow   |
|  | Protest                            | -  |
|  | Redress Requested                  | (with yellow or blue) Penalty shall be taken as soon as possible but not before starting |
|  | -                                  | (with yellow or blue) Disqualified   |
|  | -                                  | No Penalty   |






36

## Other Flags

---

### ■ Teams Racing

| Flag  | Competitor | Umpire                        |
|---|------------|-------------------------------|
|  | Protest    | -                             |
|  | -          | Referred to Protest Committee |
|  | -          | No Penalty                    |



37

## Other Flags

---

### ■ Rule 42 (pumping) if stated in SIs



Off (RRS42 does not apply)



On / Restored (RRS42 applies)

### ■ Fleet Control if stated in SIs (Boats shall not leave the shore until this signal is removed)



38

## Useful Links

---

- **2021-2024 Racing Rules of Sailing and Study Version**  
<https://www.sailing.org/documents/racingrules/index.php>



39

## Questions

---



40



***Thankyou!***